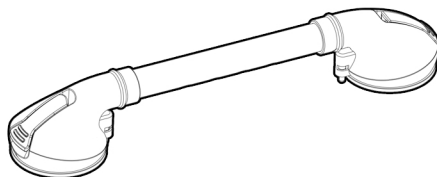


PLEASE READ AND FOLLOW THESE INSTRUCTIONS BEFORE INSTALLATION AND USING PRODUCT:

IMPORTANT NOTE:

THIS PRODUCT HAS LIMITATIONS!
THE SUCTION CUP GRAB RAIL IS SUPPORT ASSISTING.
IT IS **NOT** A LOAD BEARING PRODUCT.
65kg MAX. LOADING



THIS PRODUCT IS ONLY SUITABLE FOR USE ON **FLAT GLASS** and **FLAT TILED** SURFACES.
Not suitable for use on textured glass / tiles or painted surfaces. (Image 1)

PRIOR TO INSTALLATION:

- INSPECT PRODUCT TO SEE IF THERE IS ANY DAMAGE.
If any part of the product is damaged, DO NOT USE and contact the place of purchase for a replacement product.
- CHECK THE SUCTION CUPS - Ensure they are clean, dry and free from debris. (Image 2)
- Ensure the suction cups are **NOT** going to be positioned over grout lines when located on a tiled surface. (Image 3)
- Ensure the surface where the Grab Rail is to be located is **FLAT, SMOOTH, CLEAN** and **DRY**. (Image 4)

INSTALLATION:

- Lift the tabs on either end. (Image 5)
- Position Grab Rail onto surface - ensure suction cups are not over grout lines.
- Centrally push Grab Rail down hard onto surface and at same time, push tabs down on either end. (Image 6)
- Visually inspect Grab Rail indicators:
If indicator is showing **GREEN** = Successfull Installation :) (Image 7)
If indicator is showing **RED** = Installation needs to be redone : ((Image 8)
- **IMPORTANT NOTE:** CHECK GRAB RAIL IS SECURED PROPERLY TO WALL PRIOR TO EACH USE.
IF THE GRAB RAIL APPEARS TO BE LOOSE - REINSTALL UNTIL SECURE.

CLEANING INSTRUCTIONS:

- To clean, wipe with mild soap and water - Dry after cleaning.
- Check Grab Rail is secured properly to wall after cleaning.

WARRANTY:

Your REDGUM Brand Suction Cup Grab Rail is covered by a 12 month warranty from the date of purchase, if the product has any manufacturing faults during this period please contact the place of purchase for assessment. Failures as a result of accidental damage, misuse, modification or wear & tear are not covered by this warranty.

REDGUM Brand strives to provide the highest quality products possible.

Actual product is subject to change and may vary from the items shown on packaging.

PLEASE NOTE:

REDGUM Brand assumes no liability for any damage or injury caused by improper installation or use of this product.

Our goods come with guarantees that cannot be excluded under the Australian Consumer Law.

You are entitled to a replacement part for a major failure and for compensation for any other reasonable foreseeable loss or damage.

You are entitled to have the goods repaired or replaced if the goods fail to be of acceptable quality and failure does not amount to a major failure.

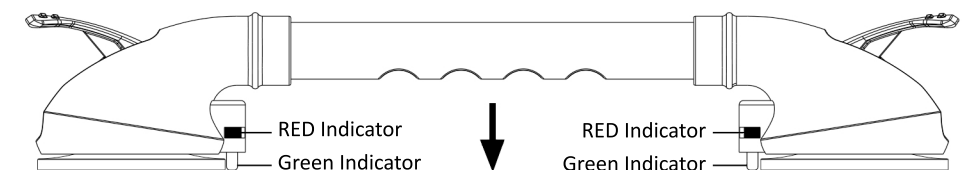
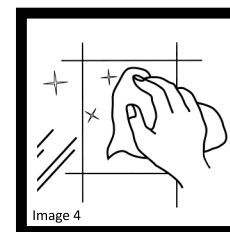
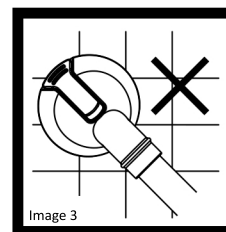
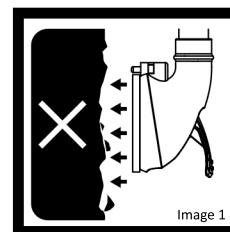


Image 5

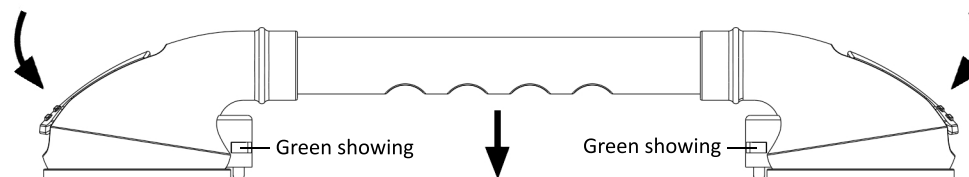


Image 6

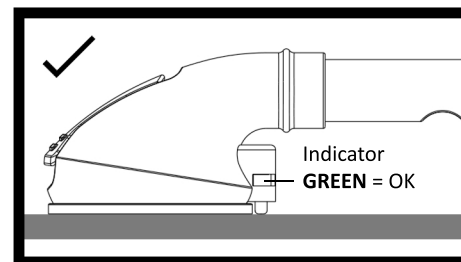


Image 7

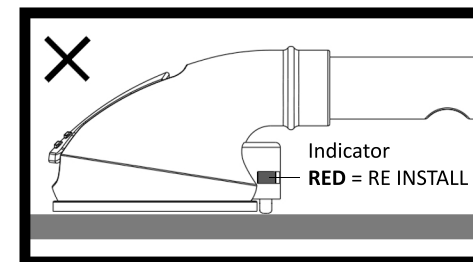


Image 8

redgumbrand.com.au

FOR ALL YOUR CARE EQUIPMENT NEEDS

Email all enquiries to sales@redgumbrand.com.au

REDGUM Brand - 1 Business Way, Malaga Western Australia 6090